

Sector Statistics						DSE Update	
SI NO	Sector	Total Closing	Current EPS	P/E	Market Cap (Crore)	Market Cap (%)	Traded Consensus
1	Bank	603.4	6.94	84.07	67,800.27	8.85%	43
2	Cement	218	7.21	31.33	12,320.71	1.61%	7
3	Ceramics Sector	207.1	3.22	88.22	3,468.28	0.44%	4
4	Corporate Bond	0	0	0	3,366.90	0.44%	5
5	Debture	0	0	0	0.84	0.00%	0
6	Engineering	4,243.20	120.86	29.09	52,801.30	6.89%	44
7	Financial Institutions	454.6	22.53	20.92	18,577.11	2.44%	15
8	Food & Allied	5,937.00	133.82	72.19	38,445.89	5.07%	23
9	Fuel & Power	4,678.70	202.13	15.29	45,394.70	5.92%	23
10	Insurance	2,193.40	114.58	18.38	16,141.69	2.11%	53
11	IT Sector	616.8	16.95	36.06	4,462.54	0.58%	10
12	Jute	730.9	16.25	76.81	381.43	0.05%	3
13	Miscellaneous	2,638.10	118.71	19.24	22,861.25	2.98%	19
14	Mutual Funds	3,258.70	259.45	12.15	4,071.04	0.51%	22
15	Paper & Printing	1,229.30	19.02	61.2	4,194.44	0.55%	6
16	Pharmaceuticals & Chemicals	12,667.30	482.79	28.8	71,835.11	9.57%	35
17	Services & Real Estate	253.4	9.25	23.44	3,089.09	0.40%	4
18	Tannery Industries	1,511.50	47.05	23.07	2,407.08	0.32%	6
19	Telecommunication	935.5	37.8	14.44	58,023.18	7.57%	3
20	Textile	2,202.00	80.12	28.49	16,857.03	2.20%	49
21	Travel & Leisure	359.6	4.8	144.21	5,961.63	0.78%	3
22	Treasury Bond	0	0	0	54,172.84	7.15%	0

MARKET CAPITALISATION					
1	EQUITY	4,459,381,028,922.14			
2	MUTUAL FUND	37,551,094,004.04			
3	DEBT SECURITIES	330,646,293,947.90			

Global Indices					
1	AMERICA	Open	Prev Close	Change	Value
1	Dow Jones (USA)	34,811.62	34,091.70	-0.20%	12,329.60
2	NASDAQ 100 (USA)	4,462.54	4,464.10	0.04%	1,867.87
3	S & P 500 (USA)	4,161.10	4,161.10	0.00%	1,867.87
4	EUROPE	Open	Prev Close	Change	Value
1	MDAX (Germany)	17,848.23	17,848.23	0.00%	23,693.06
2	CAC 40 (France)	7,466.82	7,466.82	0.00%	7,490.50
3	FTSE 100 (Britain)	7,870.57	7,870.57	0.00%	7,870.57
4	ASIA	Open	Prev Close	Change	Value
1	Hong Kong (Hong Kong)	16,845.15	16,845.15	0.00%	16,845.15
2	Korea (Republic Of Korea)	2,510.19	2,510.19	0.00%	2,510.19
3	Nikkei 225 (Japan)	28,278.80	28,278.80	0.00%	28,278.80
4	Sensex (India)	61,274.96	61,274.96	0.00%	61,274.96
5	Shanghai Composite (China)	3,293.12	3,293.12	0.00%	3,293.12
6	NIFTY 50	18,147.65	18,147.65	0.00%	18,147.65

Market Gainer/Loser and Turnover					
Top 10 Gainer by Closing price					
SI	Instrument	Change %	CloseP	SL	Insty Code
1	RISPPWBIL	10	121	1	AAMRANET
2	MELANDIRIK	9.4774	116	2	ACHMELAB
3	FRACATILF	9.4465	116.5	3	ADNTEL
4	HEIDELBERG	8.7221	321.6	4	ANWARGALV
5	DESHBANDHU	6.8868	17.8	5	ACH
6	BOTHAI	6.7971	14.6	6	APXFOOT
7	GEMINISEA	6.2218	870.5	7	BATBC
8	IFML	6.1429	18.4	8	BBCABLES
9	ARMACTEM	4.8673	23.7	9	BOLAMACS
10	MONNOGAIL	4.814	890.5	10	BEACHTATCH

Top 10 Loser by closing price					
SI	Instrument	Change %	CloseP	SL	Insty Code
1	BAHMAFOOD	-5.3485	272.6	15	BEXMCO
2	DAHUTOCA	-4.842	141.5	16	BEXPHARMA
3	ORBINFINJ	-4.7327	226.1	17	CITYBANK
4	GENEXIL	-4.0715	484.3	18	CVOPPL
5	CONFIDEM	-3.652	89.7	19	IBSL
6	MONSPOOL	-3.0558	303.9	20	BOLAMACOT
7	RUPALLIFE	-2.9674	98.1	21	FCN
8	MIDASFIN	-2.8971	10.2	22	EMERALDOL
9	SHAMPOONG	-2.8527	81.7	23	FINEFOODS
10	ADNTEL	-2.6835	137.8	24	FORTUNE

Top 10 companies by turnover value					
SI	Instrument	Change %	Value in mn	SL	Insty Code
1	IBSL	-2.34%	965.31	31	HNEX
2	UNIQUEHRL	-2.51%	350.59	32	IFPC
3	OLYMPIC	0.12%	315.3	33	INDEXAGRO
4	NAVANAPHAR	2.67%	306.48	34	IFPC
5	SABL	-0.99%	285.08	35	JHML
6	RUPALLIFE	-2.97%	249.46	36	KHALIB
7	GEMINISEA	5.22%	232.71	37	LOVELLO
8	GENEXIL	-1.55%	225.26	38	LREBL
9	BSC	0.32%	220.5	39	MALEKSPIN
10	AAMRANET	0.24%	218.72	40	MARCO

Stock Movement					
1	Issues Advanced	64	43	NAVANAPHAR	7000
2	Issues Declined	217	44	NIL	220000
3	Issues Unchanged	67	45	NPOLYMER	85000

Commodity Statistics (03-05-2023)					
Price	Indicators	Change	Change %	SI	Insty Code
75.00	ICE Brent crude oil(\$ per barrel)	-3.99	-5.05	49	PRIMEINSUR
2.23	NYMEX Natural gas (\$ per mmbtu)	-0.10	-4.29	50	PRIMELIFE
2014.74	Wheat (KCB) (USD/bu.)	34.46	1.74	51	PTL
8514.00	Sugar (USDb.)	-81.50	-0.95	52	RDFOOD
25.31	Cotton (USD/lb.)	0.61	2.47	53	RINGSHINE
607.5	Gold (USD/oz)	-11.75	-1.90	54	RUPALLIFE

POLICY RATE					
Repo Rate-4.00%	Rev Repo Rate-4.25%	56	SALVOCHHEM	65185	3.917
Special Repo Rate-5.0%	Bank Rate-4%	57	SAPORTL	16500	0.507

DSE Important News of the Week					
75.00	ICE Brent crude oil(\$ per barrel)	-3.99	-5.05	49	PRIMEINSUR
2.23	NYMEX Natural gas (\$ per mmbtu)	-0.10	-4.29	50	PRIMELIFE

BRACBANCI: Spot News					
75.00	ICE Brent crude oil(\$ per barrel)	-3.99	-5.05	49	PRIMEINSUR
2.23	NYMEX Natural gas (\$ per mmbtu)	-0.10	-4.29	50	PRIMELIFE

RESERVE RATIO					
75.00	ICE Brent crude oil(\$ per barrel)	-3.99	-5.05	49	PRIMEINSUR
2.23	NYMEX Natural gas (\$ per mmbtu)	-0.10	-4.29	50	PRIMELIFE

Market Parameters					
75.00	ICE Brent crude oil(\$ per barrel)	-3.99	-5.05	49	PRIMEINSUR
2.23	NYMEX Natural gas (\$ per mmbtu)	-0.10	-4.29	50	PRIMELIFE

International Brent Crude Oil Spot price chart					
75.00	ICE Brent crude oil(\$ per barrel)	-3.99	-5.05	49	PRIMEINSUR
2.23	NYMEX Natural gas (\$ per mmbtu)	-0.10	-4.29	50	PRIMELIFE

DS30 Index					
75.00	ICE Brent crude oil(\$ per barrel)	-3.99	-5.05	49	PRIMEINSUR
2.23	NYMEX Natural gas (\$ per mmbtu)	-0.10	-4.29	50	PRIMELIFE

Disclaimer					
75.00	ICE Brent crude oil(\$ per barrel)	-3.99	-5.05	49	PRIMEINSUR
2.23	NYMEX Natural gas (\$ per mmbtu)	-0.10	-4.29	50	PRIMELIFE

Disclaimer					
75.00	ICE Brent crude oil(\$ per barrel)	-3.99	-5.05	49	PRIMEINSUR
2.23	NYMEX Natural gas (\$ per mmbtu)	-0.10	-4.29	50	PRIMELIFE

Disclaimer					
75.00	ICE Brent crude oil(\$ per barrel)	-3.99	-5.05	49	PRIMEINSUR
2.23	NYMEX Natural gas (\$ per mmbtu)	-0.10	-4.29	50	PRIMELIFE

Disclaimer					
75.00	ICE Brent crude oil(\$ per barrel)	-3.99	-5.05	49	PRIMEINSUR
2.23	NYMEX Natural gas (\$ per mmbtu)	-0.10	-4.29	50	PRIMELIFE


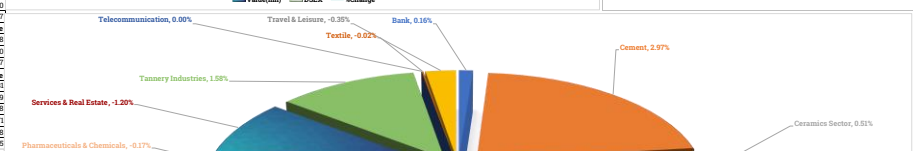
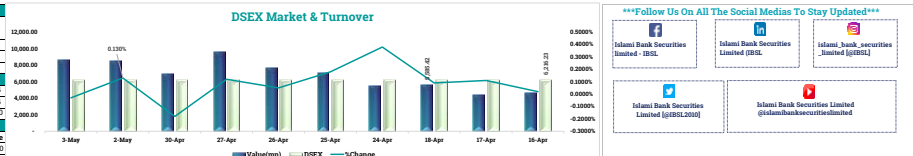
Disclaimer					
75.00	ICE Brent crude oil(\$ per barrel)	-3.99	-5.05	49	PRIMEINSUR
2.23	NYMEX Natural gas (\$ per mmbtu)	-0.10	-4.29	50	PRIMELIFE

Disclaimer					
75.00	ICE Brent crude oil(\$ per barrel)	-3.99	-5.05	49	PRIMEINSUR
2.23	NYMEX Natural gas (\$ per mmbtu)	-0.10	-4.29	50	PRIMELIFE

Disclaimer					
75.00	ICE Brent crude oil(\$ per barrel)	-3.99	-5.05	49	PRIMEINSUR
2.23	NYMEX Natural gas (\$ per mmbtu)	-0.10	-4.29	50	PRIMELIFE

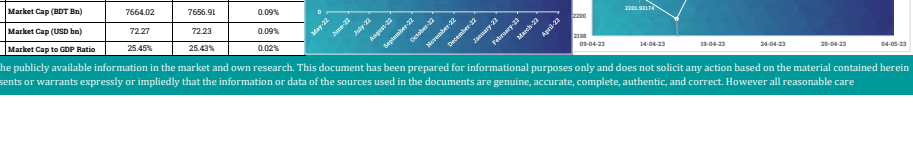
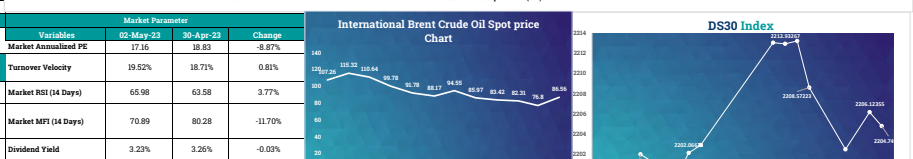
Disclaimer					
75.00	ICE Brent crude oil(\$ per barrel)	-3.99	-5.05	49	PRIMEINSUR
2.23	NYMEX Natural gas (\$ per mmbtu)	-0.10	-4.29	50	PRIMELIFE

Disclaimer					
75.00	ICE Brent crude oil(\$ per barrel)	-3.99	-5.05	49	PRIMEINSUR
2.23	NYMEX Natural gas (\$ per mmbtu)	-0.10	-4.29	50	PRIMELIFE



Economic Update					
Foreign Reserve (Crore (Mar-2023))	92147.70	1920 in Mn			
Call Money Rate (02-05-2023)	6.04	Weighted Average Interest Rate			
Inflation Rate (Point to Point)	9.33%	Mar-23			
Consumer Price Index	339.07	Mar-23			

Exchange Rates (3rd May) - Source: Standard Charters (M)					
Currency	Buy	Sell			
Saudi Riyal (SAR)	28.1592	28.4259			
UAE Dirham (AED)	28.7550	29.0273			
Kuwaiti Dinars (KWD)	344.6925	347.9567			
US Dollar (USD)	106.0000	106.3900			
EURO (EUR)	116.4398	117.4425			
Pound sterling (GBP)	131.8997	133.1487			
Japanese Yen (JPY)	0.7745	0.7818			
Swiss franc (CHF)	118.4986	119.6207			
Australian Dollar (AUD)	70.4930	71.1596			
Canadian Dollar (CAD)	77.7205	78.4546			
Swedish Krona (SEK)	10.2618	10.3590			
Chinese Yuan (CNY)	15.2790	15.4432			
Norwegian Krone (NOK)	9.7788	9.8714			
Hong Kong Dollar (HKD)	13.4823	13.5737			
Danish Krone (DKK)	15.6295	15.7714			



DISCLAIMER: This document has been prepared by the Research Team of Islami Bank Securities Limited (IBSL) for information only of its clients residing both in Bangladesh and abroad, on the basis of the publicly available information in the market and own research. This document has been prepared for informational purposes only and does not solicit any action based on the material contained herein and should not be taken as an offer or solicitation to buy or sell or subscribe to any security. Neither IBSL nor any of its directors, shareholders, member of the management, or employees represents or warrants expressly or impliedly that the information or data of the sources used in the documents are genuine, accurate, complete, authentic, and correct. However all reasonable care